



BPAC
CareSuite

BPAC CareSuite

Brain Injury Screening Tool - user guide

Version 1
Date 1 December 2025

Contents

Overview	3
About BPAC CareSuite	3
About the Brain Injury Screening Tool (BIST)	3
Accessing BIST	3
Medtech Evolution 7 users	3
Medtech Evolution 8 users	3
Indici users.....	3
What if I do not have access to the BPAC CareSuite button?.....	3
BPAC CareSuite main page.....	4
BIST dashboard	4
Concussion pathways.....	4
Current progress.....	4
Managing pathways and assessments	5
Starting a new pathway	5
Continuing an active pathway	5
Resuming a parked assessment.....	5
Deleting a parked assessment	5
Re-opening a pathway.....	6
Performing a BIST assessment	6
Navigating the form	6
Parking an assessment.....	7
Right-hand column.....	7
Advice lines	7
Education material	7
Form sections	8
Accident details.....	8
Symptom scale.....	9
Impact score	11
Decision	12
Patient details	13
Provider details.....	13
Submitting the assessment.....	14
Support	15

Overview

About BPAC CareSuite

BPAC CareSuite is a new product from BPAC Clinical Solutions. It contains decision support modules, third party tools, dashboards, and more.

You can find out more about BPAC CareSuite on the website:

<https://caresuite.co.nz/>

About the Brain Injury Screening Tool (BIST)

Please note: BIST is a decision support tool and is intended to support, but not replace, practitioner clinical judgement.

BIST is a tool for traumatic brain injury assessment, developed by the [AUT Brain Health Research Institute](#).

BPAC have developed an interactive version of the tool for use by practitioners via their PMS or standalone. Our goal is to support practitioners in making assessments of patients presenting with possible traumatic brain injuries.

Accessing BIST

To access BIST, first go to **BPAC CareSuite**.

Medtech Evolution 7 users

- Once you have selected a patient in your PMS, click on the **ALEX apps** tab, and select **BPAC CareSuite**. This will take you to the BPAC CareSuite main page.

Medtech Evolution 8 users

- Once you have selected a patient in your PMS, click on the **ALEX apps** button, and select **BPAC CareSuite**. This will take you to the BPAC CareSuite main page.

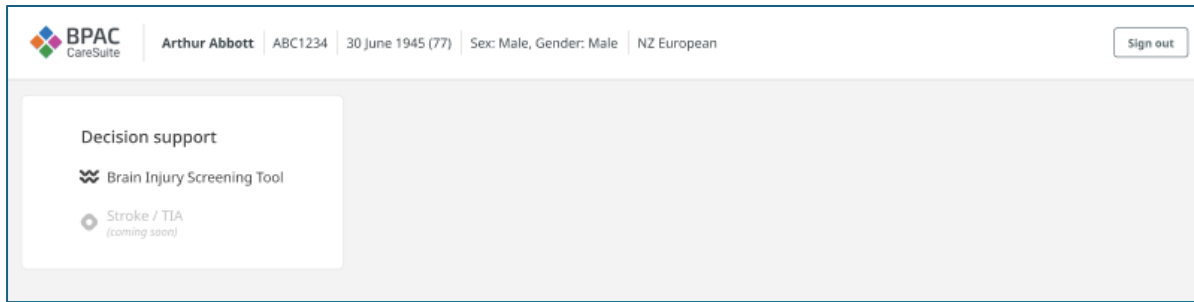
Indici users

- Once you have selected a patient in your PMS, click on the **BPAC CareSuite** button. This will take you to the CareSuite main page.

What if I do not have access to the BPAC CareSuite button?

If you do not see the BPAC CareSuite button, your practice may not have been onboarded. Please contact your Practice administrator.

BPAC CareSuite main page



BPAC CareSuite main page

Your available options will depend on what modules you have access to.

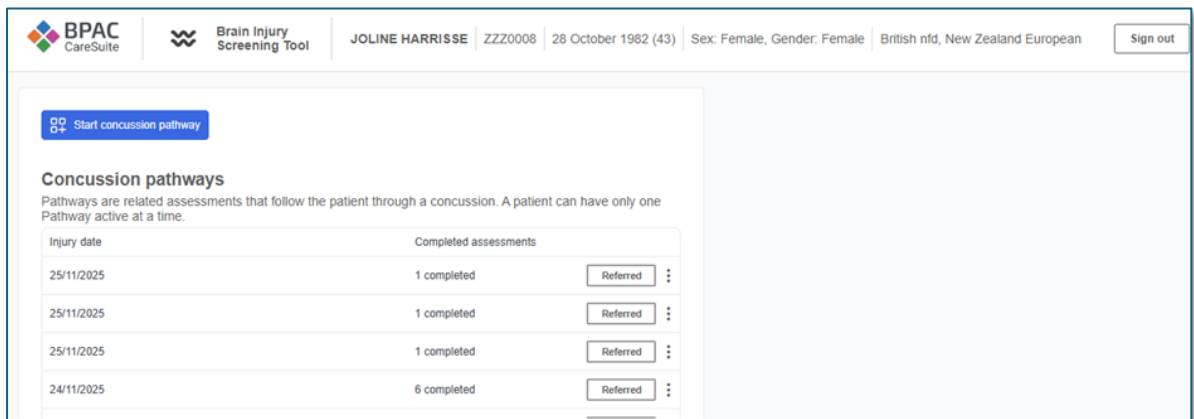
Please note: You must have selected a patient before you can access any tools requiring patient context. If you have not, please close the BPAC CareSuite page, search for and select a patient, and try opening it again.

Under the Decision support heading, select **Brain Injury Screening Tool**. This will take you to the BIST dashboard.

BIST dashboard

Concussion pathways

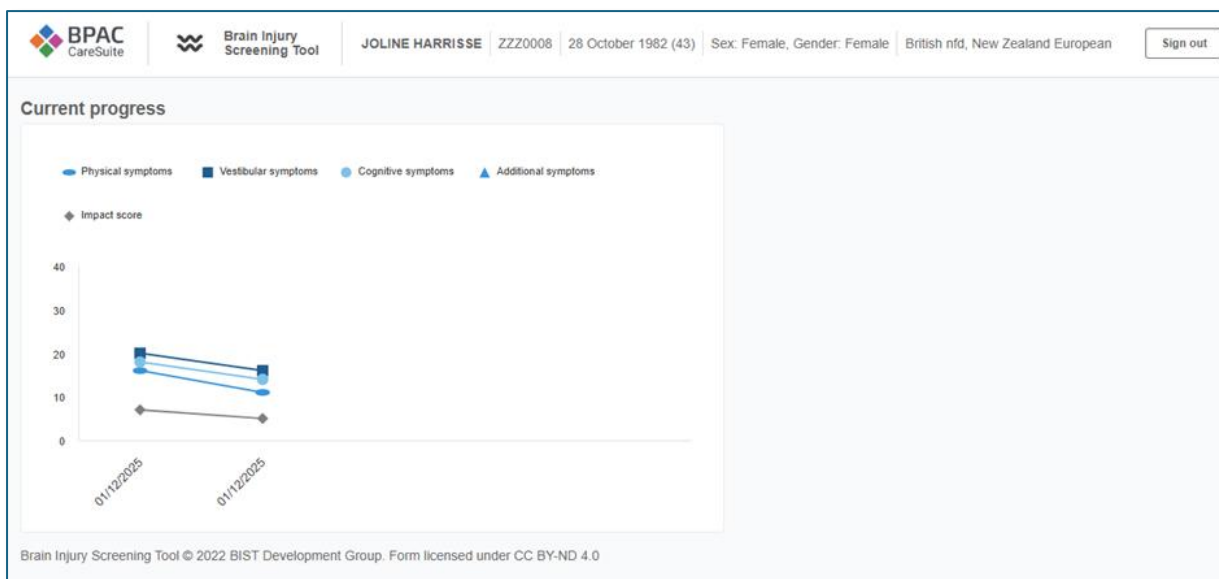
If you have at least one parked or completed assessment of the selected patient, you will see a list of their concussion pathways. Only one pathway can be active at a given time.



BIST dashboard concussion pathways

Current progress


If you have an active pathway, then you will see the progress of the patient over the course of their assessments under **Current progress**.




BIST dashboard current progress

Managing pathways and assessments


Starting a new pathway

If you have not previously assessed the patient, or if all previous pathways are closed, you will have the option to start a new pathway. Select  **Start concussion pathway** to start a new assessment of the patient in a new pathway.

Continuing an active pathway

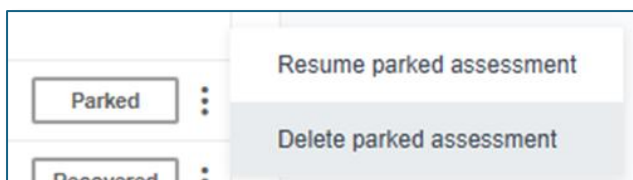
If there is an active pathway for the patient, then you can continue that active pathway by selecting  **Continue active pathway**. This will start a new assessment of the patient for the previously assessed injury.

Resuming a parked assessment

If you have a currently parked assessment, you can continue that assessment by selecting  **Resume parked assessment**. This will re-open the form with the assessment that you had parked.

Deleting a parked assessment

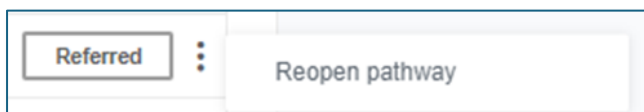
If you no longer wish to continue a parked assessment, you can delete it by selecting the three dots next to the pathway and selecting **Delete parked assessment**.



Delete parked assessment option

Re-opening a pathway

If you wish to re-open a previously closed pathway, you can do so by selecting the three dots next to the pathway and selecting **Reopen pathway**.



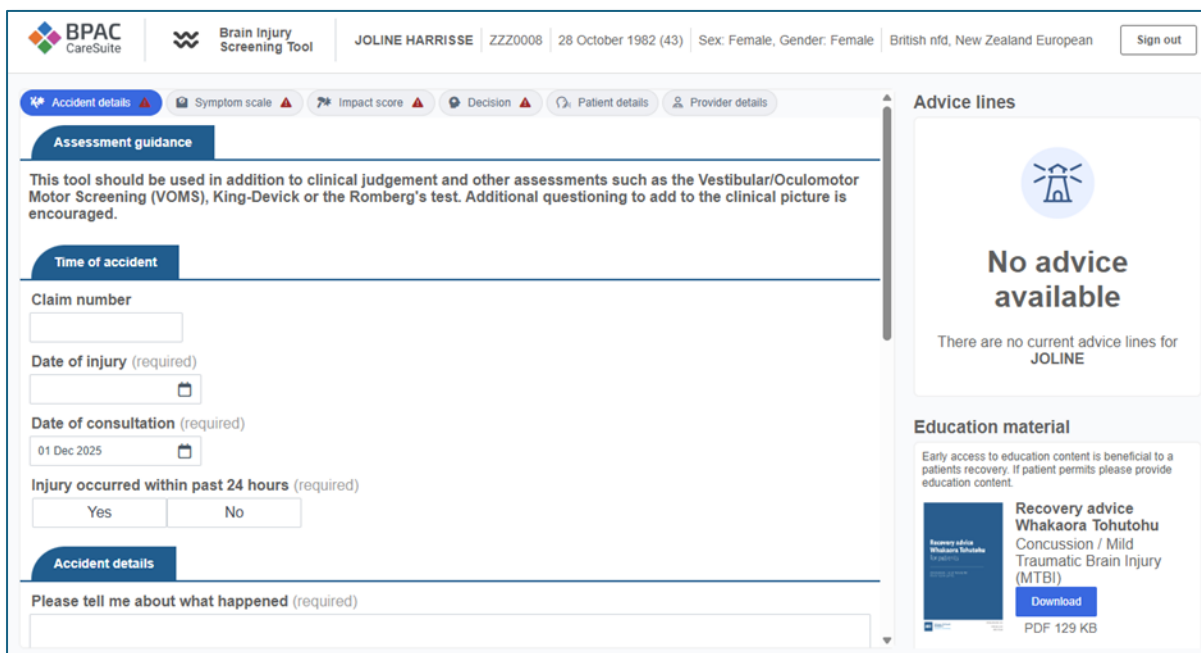
Reopen pathway option

Note that a pathway can only be re-opened if there is no currently active pathway.

Performing a BIST assessment

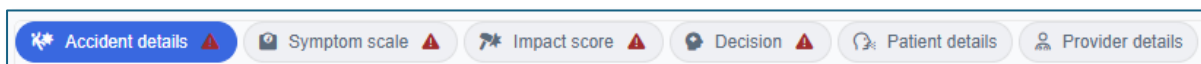
After starting an assessment, you will be taken to the BIST form.

Please note: This tool should be used in addition to clinical judgement and other assessments such as the Vestibular/Oculomotor Motor Screening (VOMS), King-Devick or the Romberg's test. Additional questioning to add to the clinical picture is encouraged.



BIST form first page


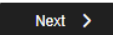
Navigating the form




Section title buttons

There are six sections in the form:

- **Accident details:** The facts of the accident as relayed by the patient
- **Symptom scale:** Assessment of the patient’s symptoms
- **Impact score:** The overall impact score for the patient
- **Decision:** The practitioner’s treatment decision based on the assessment
- **Patient details:** Patient information and contact details
- **Provider details:** Provider information and contact details

You can navigate between the form sections by clicking on the section title buttons, or by clicking on the   buttons at the bottom of each page.

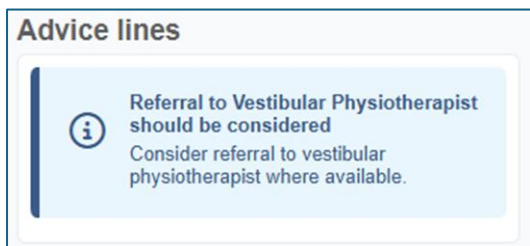
Parking an assessment

If at any stage you need to pause your assessment and resume later, you can select the  button at the bottom of each page. This will park your assessment and return you to the main page.

Right-hand column

On the right-hand side of the page are two sections.

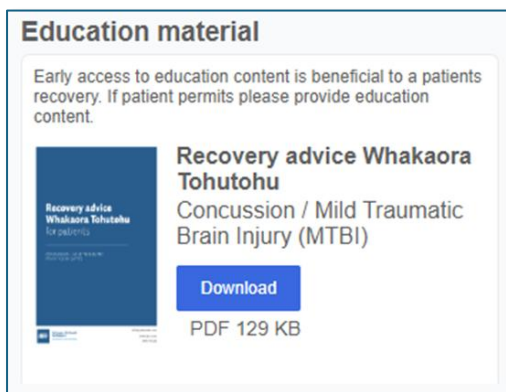
Advice lines



Advice lines example

As you complete the assessment, the BIST tool will provide dynamic advice based on the assessment data you have entered.

Education material

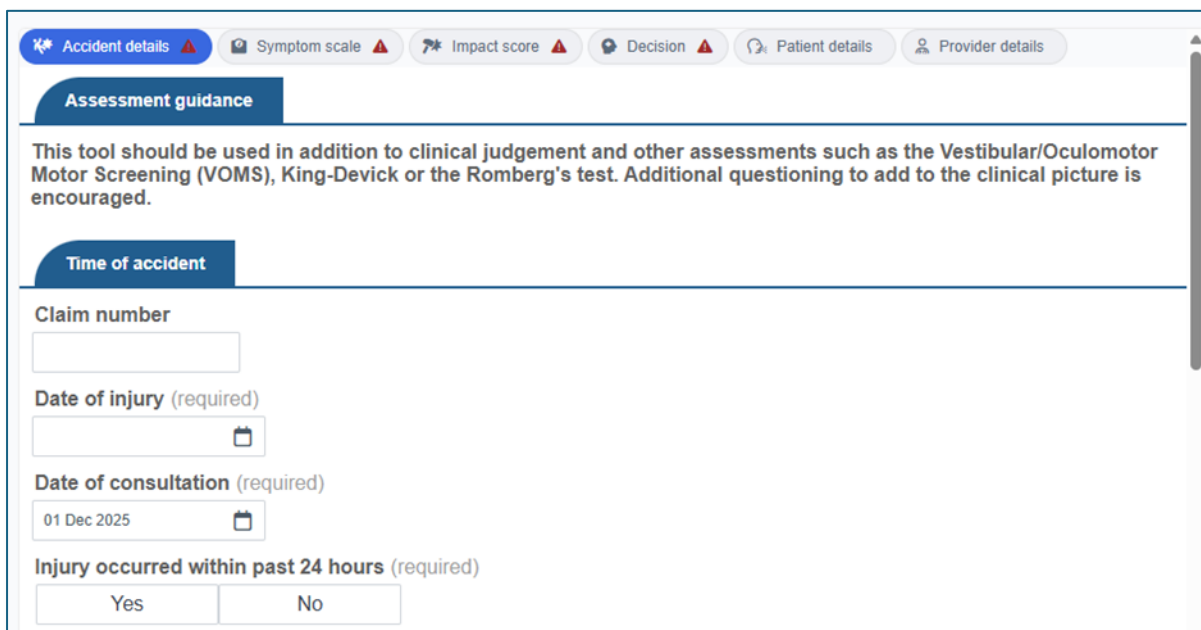


Education material

There is a link to a PDF containing recovery information for patients. You may choose to print this information out and give it to the patient if you assess that they have suffered a concussion or mild traumatic brain injury.

Form sections

Accident details



BIST form accident details

Time of accident

- **Claim number:** If the patient has an ACC claim number associated with the accident, please enter it here.
- **Date of injury (required):** Select the date of injury
- **Date of consultation (required):** select the date you are completing this assessment on.
- **Injury occurred within past 24 hours (required):** Indicate whether the injury occurred within the past 24 hours.

Accident details

- **Please tell me about what happened (required):**
 - Describe the details of the accident.
- **Are there high-risk indicators such as suspicion of skull fracture, focal neurological deficit, high speed, focal blunt trauma, or fall from height (e.g., > 5 stairs) (required):**
 - If you select Yes, a recommendation of referral to the Emergency Department will appear below the question.
- **Did the incident occur in traumatic circumstances which could result in emotional or psychological reactions (e.g., assault, domestic violence, fatalities in a car accident) (required)**

- **Did anyone with you at the time of injury say anything else about what happened (required):**
 - If you select Yes, an additional box will appear
 - **Please give details (required)**
- **Were you sick or did you vomit (required):**
 - If you select Yes, an additional box will appear
 - **How many times (required)**
- **Were you knocked out (or did you lose consciousness) (required):**
 - If you select Yes, an additional box will appear
 - **How long (required)**
- **Are you feeling better, worse, or about the same since the injury (required)**
- **Have you had a concussion or brain injury before (required):**
 - If you select Yes, three additional boxes will appear
 - **How many times (required)**
 - **When was the last injury (required)**
 - **Was it a prolonged recovery (If recovery lasts 3 months or longer it is considered prolonged) (required)**
- **Have you ever experienced difficulties with your mental health (required)**
- **Do you have a history of migraine (severe headache with vomiting or extreme sensitivity to light and sound) (required)**

Symptom scale

Please ask the questions on this page in the order presented.

[Accident details](#)
[Symptom scale](#)
[Impact score](#)
[Decision](#)
[Patient details](#)
[Provider details](#)

Please ask your patient the following questions:
Compared with before the accident, please rate how much you experience the following symptoms:

		Not at all	Mild (a little)			Moderate (quite bad)			Severe (very bad)			
		0	1	2	3	4	5	6	7	8	9	10
Physical:	Headache (my head hurts)											
	My neck hurts											
	I don't like bright lights											
	I don't like loud noises											
Total physical score (out of 40)		0/40										
Vestibular-ocular:	I feel dizzy or like I could be sick											
	If I close my eyes, I feel like I am at sea											
	I have trouble with my eyesight (vision)											
	I feel clumsy (bumping into things or dropping things more than usual)											
Total vestibular score (out of 40)		0/40										
Cognitive:	It takes me longer to think											
	I forget things											
	I get confused easily											
	I have trouble concentrating											
Total cognitive score (out of 40)		0/40										

Symptom scale

If the accident occurred more than 24 hours ago, an additional section will appear, which must also be completed:

If more than 24 hours post-injury, please also rate these physical symptoms:

I get angry or irritated easily												
I just don't feel right												
I feel tired during the day												
I need to sleep a lot more or find it hard to sleep at night												
Total 24 hour post-injury physical score (out of 40)		0/40										

Symptom scale - more than 24 hours post-injury questions

You must complete all questions on this page.

Scoring

If the injury occurred within 24 hours, you will get a total symptom severity score out of 120.

If the injury occurred more than 24 hours ago, you will get a total symptom severity score out of 160.

Dominant group decision

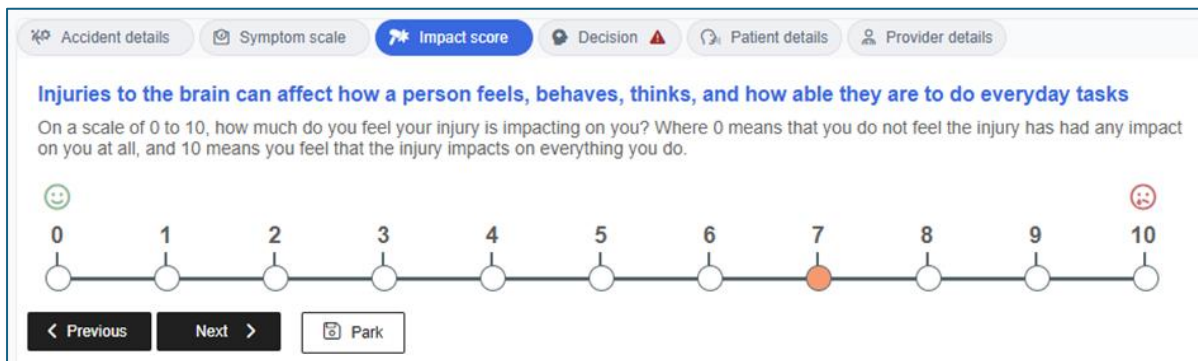
The group with the highest score will be assessed as the dominant group. If more than one group has the same highest score, they will all be assessed as the dominant group.

Total symptom severity score (out of 120)	72/120
Endorsed (out of 12)	12
Dominant group description	Dominant symptom cluster is physical, vestibular - ocular and cognitive

Symptom scale – three dominant groups

Impact score

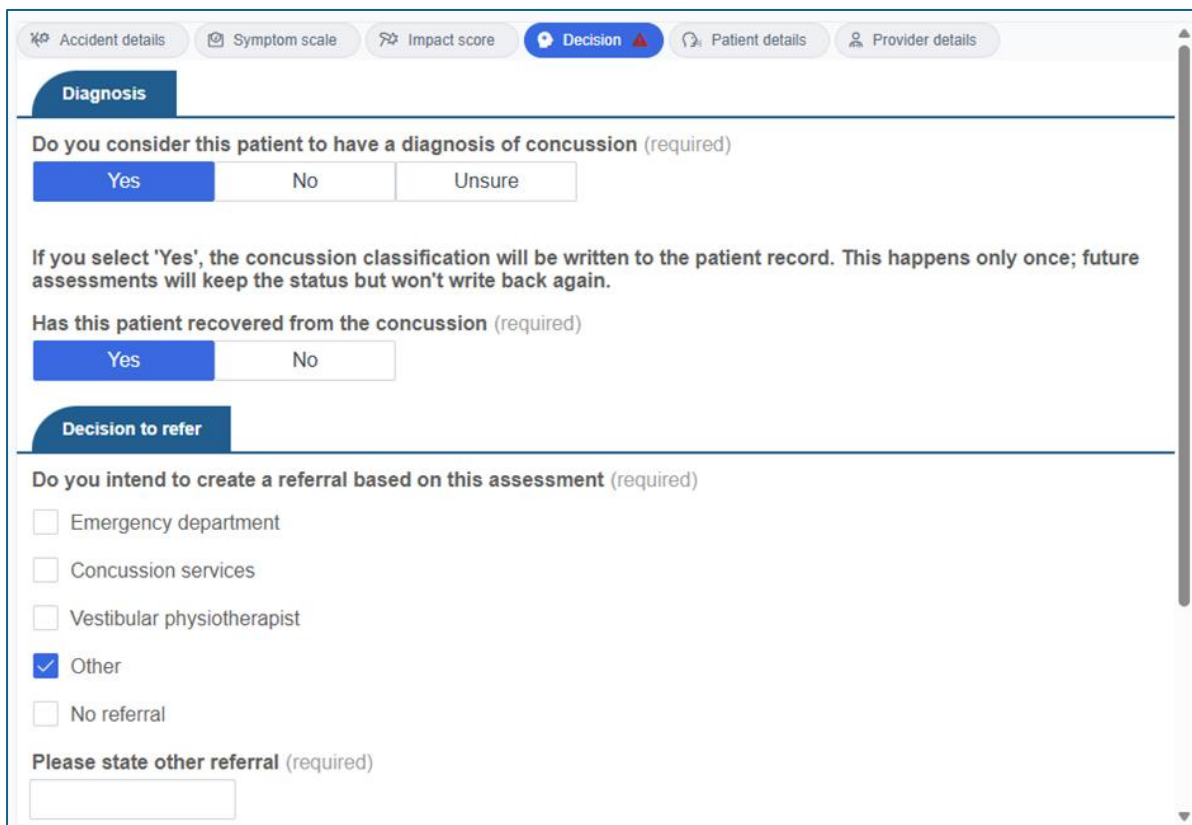
There is one option on this page, to assess the overall impact of the injury on the patient.



The interface shows a navigation bar with tabs for 'Accident details', 'Symptom scale', 'Impact score' (selected), 'Decision', 'Patient details', and 'Provider details'. Below the navigation bar, there is a heading: 'Injuries to the brain can affect how a person feels, behaves, thinks, and how able they are to do everyday tasks'. A sub-heading reads: 'On a scale of 0 to 10, how much do you feel your injury is impacting on you? Where 0 means that you do not feel the injury has had any impact on you at all, and 10 means you feel that the injury impacts on everything you do.' A horizontal scale from 0 to 10 is shown with a smiley face at 0 and a frowny face at 10. The number 7 is selected, indicated by an orange dot. At the bottom, there are buttons for '< Previous', 'Next >', and 'Park'.

Impact score

Decision



Decision section

Once you have completed the **Accident details**, **Symptom scale** and **Impact score** sections, you can proceed to the **Decision** section.

Based on your assessment, there may be a recommendation to refer in the Advice lines section. You are free to make your decision using your clinical judgement. The advice is provided as guidance only.

Diagnosis

- **Do you consider this patient to have a diagnosis of concussion (required)**
 - If you answer Yes, an additional question will appear
 - **Has this patient recovered from the concussion (required)**

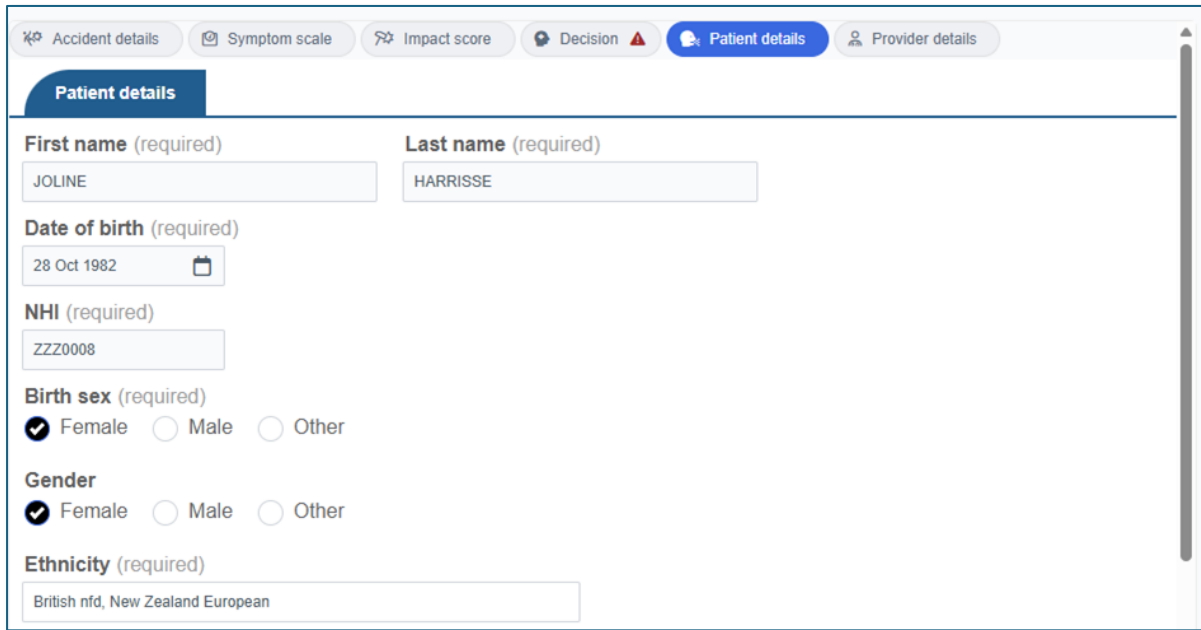
Decision to refer

- **Do you intend to create a referral based on this assessment (required)**
 - You can select multiple referral options if appropriate
 - If you select Other, an additional input will appear
 - **Please state other referral (required)**

Comments

Enter any other information related to the current appointment.

Patient details



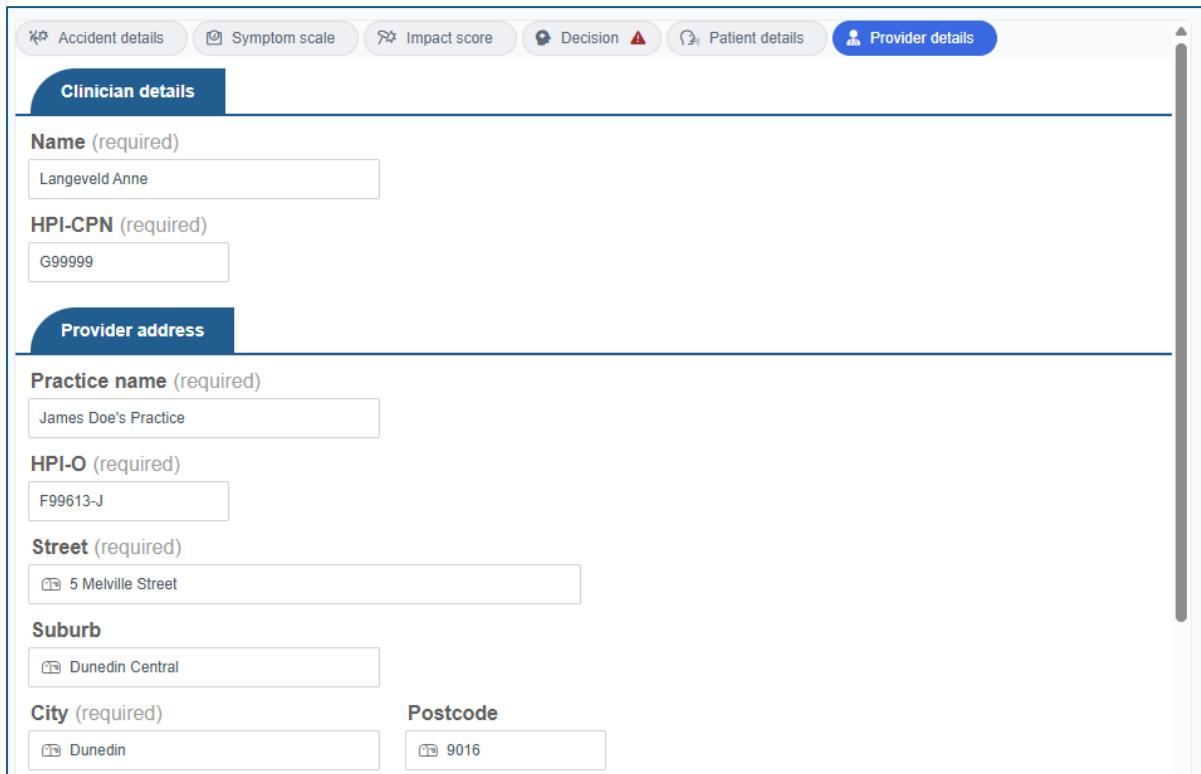
The screenshot shows the 'Patient details' section of the BPAC CareSuite interface. At the top, there is a navigation bar with tabs for 'Accident details', 'Symptom scale', 'Impact score', 'Decision', 'Patient details' (which is active), and 'Provider details'. Below the navigation bar, the 'Patient details' section is titled and contains the following fields:

- First name (required)**: JOLINE
- Last name (required)**: HARRISSE
- Date of birth (required)**: 28 Oct 1982
- NHI (required)**: ZZZ0008
- Birth sex (required)**: Female, Male, Other
- Gender**: Female, Male, Other
- Ethnicity (required)**: British nfd, New Zealand European

Patient details

If you are using a PMS, most of the patient information will be pre-populated. Please enter any additional information as you see fit (such as patient mobile number and email address).

Provider details



The screenshot shows the 'Provider details' section of the BPAC CareSuite interface. At the top, there is a navigation bar with tabs for 'Accident details', 'Symptom scale', 'Impact score', 'Decision', 'Patient details', and 'Provider details' (which is active). Below the navigation bar, the 'Provider details' section is titled and contains the following fields:

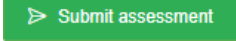
- Clinician details**
 - Name (required)**: Langeveld Anne
 - HPI-CPN (required)**: G99999
- Provider address**
 - Practice name (required)**: James Doe's Practice
 - HPI-O (required)**: F99613-J
 - Street (required)**: 5 Melville Street
 - Suburb**: Dunedin Central
 - City (required)**: Dunedin
 - Postcode**: 9016

Provider details

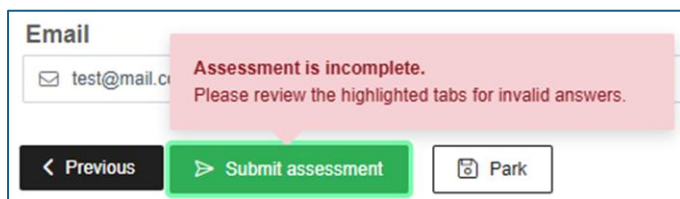
If you are using a PMS, most of the provider information will be pre-populated. Please enter any additional information as you see fit.

Submitting the assessment


At this point you can submit your assessment.

At the bottom of the Provider details page, select .

If you have not completed any of the required fields in any section, the form will not be submitted and you will see a validation error message:



Submission validation error

Return to the sections highlighted with a warning symbol , ensure that you complete the required fields, then return to the final page and try submitting the assessment again.

Once successfully submitted, you will see a success message and a button to return to the home page.

Writeback to PMS

On successful submission, a PDF version of the assessment will be sent to the **Patient Inbox** in the PMS.

Pathway state

Depending on your decision, one of the following will occur:

- **The pathway stays open in these cases:**
 - *Concussion diagnosed, patient has not recovered, no referral*
 - Do you consider this patient to have a diagnosis of concussion: **Yes**
 - Has this patient recovered from the concussion: **No**
 - Do you intend to create a referral based on this assessment: **No referral**
 - *Concussion diagnosis not possible, no referral*
 - Do you consider this patient to have a diagnosis of concussion: **Unsure**
 - Do you intend to create a referral based on this assessment: **No referral**
- **The pathway will close in these cases**
 - *Concussion diagnosed, patient recovered*
 - Do you consider this patient to have a diagnosis of concussion: **Yes**
 - Has this patient recovered from the concussion: **Yes**
 - *Patient referred*
 - Do you intend to create a referral based on this assessment: **(any referral option selected)**

Support

For more information or to request support, please visit the CareSuite website

<https://caresuite.co.nz/>